




WELCOME TO **ORIENTATION**

2022 – 2023 School Year

9th Grade → 10th Grade

Your Counselors



Ms. Castro

A - Car

Ms. Moreno

Cas - God

Ms. Valenzuela

Gom - Man

Ms. DiLullo

Mar - Pac

Ms. Holguin

Pad - Sam

Mr. Hall

San – Vaz, DGA

Dr. Chavez

Veg – Z, AVID

Support Counselors: Ms. Le, Ms. Hughes, Ms. Santiesteban

A-G Requirements

Requirements to apply to a CSU or UC

A	History/Social Science	2 years required
B	English	4 years required
C	Mathematics	3 years required *4 years recommended
D	Science	2 years required *3 years recommended
E	Language Other Than English	2 years required *3 years recommended
F	Visual & Performing Arts	1 year required
G	Electives	1 year required



NOTE ABOUT ELECTIVES: While 1 year is required for 4-year colleges, 50 credits are required to earn your high school diploma.



It is our goal that students at Godinez don't just meet the A-G requirements, they exceed them!

PART I:

What you need to know about:

- **AP**
- **Honors**
- **Dual Enrollment**
- **CTE**



So You Want To Take an AP or Honors Course?

10th Grade AP Courses:

- ♦ AP European History
- ♦ AP Human Geography
 - *only for students who took World History Honors*
- ♦ AP Spanish Language

10th Grade Honors Courses:

- ♦ World History Honors
- ♦ English 10 Honors
- ♦ Geometry Honors
 - *not recommended for students who took Algebra I CP*
- ♦ Algebra II Honors
 - *only for students who took Geometry Honors*
- ♦ Chemistry Honors



Godinez Fundamental High School
Advanced Placement (AP) Courses:
Descriptions and Expectations



Student Registration Guide
2022-2023

The AP Booklet

**LOCATED ON THE
GODINEZ
COUNSELING
WEBPAGE**

www.sausd.us/godinez


<u>782A</u> 10th Grade	AP European History
<p style="text-align: center;">COURSE DESCRIPTION</p> <p>This course covers a survey of history from the high Renaissance (1450) to the present. The class focuses on the political, cultural, diplomatic, social, economic, artistic, and intellectual historical developments in Europe. Students will take the Advanced Placement exam at the end of the course.</p>	
<p style="text-align: center;">INFORMATION ABOUT THE COURSE</p> <p>Do you meet outside of normal school hours:</p> <ul style="list-style-type: none"> Ø About 10 days prior to exam, before and/or after school review sessions Ø Two Saturday sessions; students take practice AP Exams <p>Curricular Requirements</p> <ul style="list-style-type: none"> Ø Periodic in class long essay questions and document based essay questions <p>Additional Comments:</p> <ul style="list-style-type: none"> Ø Students who score a 3, 4, or 5 on the AP Exam may be eligible for college credit 	
<p style="text-align: center;">HOMEWORK</p> <p style="text-align: center;">Average Number of Hours Spent on Homework Per Day: <u>45min to 1hr</u></p> <p style="text-align: center;">Average Number of Hours Spent Reading Per Day: <u>45min to 1hr</u></p>	
Thanksgiving Break	<ul style="list-style-type: none"> ● One reading assignment ● Topic Review
Winter Break	<ul style="list-style-type: none"> ● None
Spring Break	<ul style="list-style-type: none"> ● Review for AP Exam

Special Note: The above requirements are subject to change to meet the needs of the students, as well as the year's schedule.

Dual Enrollment Info

What are Dual Enrollment courses?

- College-level courses offered through Godinez that are given in partnership with Santa Ana College.
- Students receive high school and college credit for these courses.



Your counselor will be reaching out to you if you are eligible for Dual Enrollment next year.

Before you choose your classes . . .



COLLEGE

What You Should Know About AP, Honors, and Dual Enrollment

The Benefits

1. Demonstrates that you are prepared for **college-level** work
2. Makes you more **competitive** for 4-year colleges
3. Looks **great** on your transcript!

The Challenges

1. Requires **a lot of** homework, particularly reading and writing
2. Requires **tutoring** for many students, including attending on Saturdays
3. Takes up **a lot of** your time. You may have to sacrifice social activities. You will have to manage your time wisely.

Before you
choose
your
classes . . .





What are the Main Differences Between Honors, AP, & Dual Enrollment Courses?

Honors

- ✓ Challenging courses which prepare students for the rigor of AP & Dual Enrollment courses.
- ✓ Give students an extra point on their GPA.

AP

Advanced Placement

- ✓ Very challenging courses which help prepare students for the rigor of college-level work.
- ✓ Give students an extra point on their GPA.
- ✓ Have an end-of-year exam.
- ✓ Students who score high on the exam may receive college credit.

Dual Enrollment

- ✓ These classes are college courses offered through Santa Ana College.
- ✓ Give students an extra point on their GPA.
- ✓ Students receive both high school and college credit for these courses.



Who are Honors, AP, & Dual Enrollment Courses Recommended For?

Honors

✓ Recommended for students who:

- Want to challenge themselves academically
- Want to prepare to take AP and Dual Enrollment courses

AP

Advanced Placement

✓ Recommended for students who:

- Have successfully taken Honors courses
- Are planning on attending a 4-year university
- Have a 3.5 GPA or higher

Dual Enrollment

✓ Recommended for students who:

- Are planning on attending a 2-year or 4-year college
- Want to start earning college credit while in high school
- Have a strong academic transcript

Please Note

Grades, GPA, Test Scores, & Teacher Recommendations

will be considered by your counselor to determine placement in high-level courses.

During Registration, you and your counselor will have the opportunity to discuss the best placement for you.



CTE Classes

Career Technical Education

What are CTE classes?

- A-G elective pathways in the Media Arts and Medical fields.
- These classes are for everyone!
- CTE Pathways are a **two-year commitment**.

**10th GRADE
CLASSES
AVAILABLE**

NOTE: 2nd year course
you will take in 11th or
12th grade

Art/Graphics



Art/Animation I or II

Art/Photography



Media Design Honors

Medical Core



Sports Medicine

Before you
choose
your
classes ...



PART 2:

Credit Recovery



Credit Recovery

If you receive a D or an F in an *a-g* requirement, you will be sent to Bridge (night school) or Summer School to retake the class.



WHY?

- If you receive an F, you will not receive your high school diploma.
- **If you receive a D, you will not be eligible for four-year colleges and universities.**

Credit Recovery

The Bad News and the Good News

The Bad News

- Students who are behind 20 credits or more are in danger of being sent to Lorin Grisette Academy or Cesar Chavez HS their junior or senior year.
- These are **alternative schools** for students who have fallen behind on their credits to the extent that they will not be able to finish in time in their regular high school.
- Students must be 16 years old to be sent to these schools.

Credit Recovery

The Good News and the Bad News

The Good News

If you have Ds or Fs, you can attend summer school or Bridge class (night school) to recover credits. Talk to your counselor!



Credit Recovery

FAQ

But isn't a D considered passing?

- Yes. If you receive a D in a class, you will still receive a high school diploma; **HOWEVER**, you will not be eligible to attend a four-year college or university.
- **Your goal should be to aim higher than just a high school diploma. You need to further your education after high school in order to be successful in life.**
- THIS is why we send you to retake any Ds you receive in your a-g requirements.

PART 3:

Choosing Your Classes



My Registration Date – Save It!

Wednesday, February 23, 2022 - Freshman English

Period 1	Period 2	Period 3	Period 4	Period 5	Period 6
MacLennan			MacLennan		Lara

Thursday, February 24, 2022 - Freshman English

Period 1	Period 2	Period 3	Period 4	Period 5	Period 6
		Nieto Miller	York	Nieto Miller	Nieto Miller

Tuesday, March 1, 2022 - Freshman English

Period 1	Period 2	Period 3	Period 4	Period 5	Period 6
	Perez	Perez	Perez		Perez

Wednesday, March 2, 2022 - Freshman English

Period 1	Period 2	Period 3	Period 4	Period 5	Period 6
Silva, B				Silva, B	Silva, B

Choosing Your Classes In 2 Steps

STEP ONE



You will choose your classes on a Google Form.

► The classes you chose will then be emailed to you.

Note: Use this email later to go over your classes with your parent/guardian.

STEP TWO

You will then enter your classes into Aeries.

How To Use the Google Form

Example #1

1.
CAREFULLY
review the
chart and
choose the
correct
class

2.
SELECT
your
class

HISTORY / Social Science

2 years required + one-half year of government

Current Course	1 st Semester Grades	Next Year Course (Recommended)	Course Number	Course Name
No History	→	→	730AF	World History
World Geography	Grade A	→	730AF	World History
	B, C, D or F	→	730HF	World History Honors
			730AF	World History
World History Honors	Grade A or B	→	782AF	AP European History
	C, D or F	→	787AF	AP Human Geography
			→	Elective
AP Human Geography	Grade A	→	782AF	AP European History
	B or C	→	730HF	World History Honors
	D or F	→	730AF	World History
AP Government AP Macroeconomics	→	→	782AF	AP European History

- ☐ World History - 730AF
- ☐ World History Honors - 730HF
- ☐ AP European History - 782AF
- ☐ AP Human Geography - 787AF *ONLY for 9th graders who took World History Honors

How To Use the Google Form

Example #2

3. PAY CLOSE ATTENTION

to any
special
notes that
you see

ENGLISH 4 years required

Current Course	1 st Semester Grades	Next Year Course (Recommended)	Course Number	Course Name
English 9	→	→	130AF	English 10
English 9 Honors	Grade A or B	→	130HF	English 10 Honors
	Grade C, D or F	→	130AF	English 10

If you would like to move from CP to Honors,
please complete the form on Ms. Pruden's webpage for approval

- ☐ English 10 - 130AF
- ☐ English 10 Honors - 130HF

Choosing Your Classes

You are only choosing:

- 6 classes for a regular schedule
- 7 classes if you have a Zero Period

DIRECTIONS:

1. Get out your Chromebook and go to your SAUSDLeans email.
2. Open the Google Form.
3. Complete the Google Form and hit Submit.
4. You will then receive an email with your class choices. When you receive this, STOP.



PART 4:

Entering Your Classes Into Aeries



Online Course Selection Steps

Step 1:

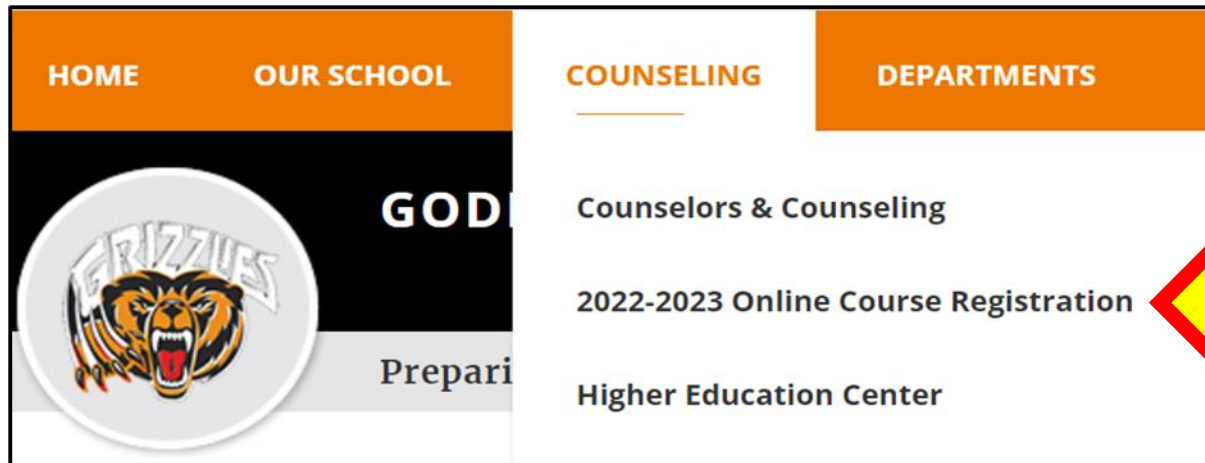
Right now, **open a new tab** and go to the Godinez website.

<https://www.sausd.us/godinez>

Online Course Selection Steps

Step 2:

Go to the **Counseling** tab and select **2022-2023 Online Course Registration**.



Online Course Selection Steps

Step 3:

Scroll down and click the Aeries link.

Click below to begin registering:



Online Course Selection Steps

Step 4: LOG IN

Use your sausdlearns account, not your personal email

Email: ID# @sausdlearns.net

Password: your date of birth

M M D D Y Y Y Y

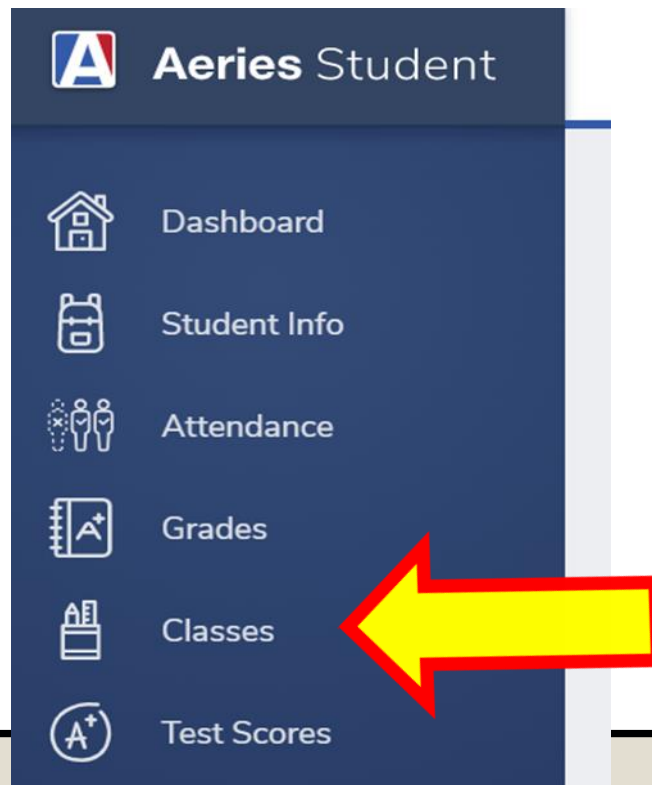
Santa Ana Unified School District

The screenshot shows the Aeries login interface. At the top, it says 'Santa Ana Unified School District' with a language dropdown set to 'English'. The Aeries logo is prominently displayed, followed by the text 'Student Information System'. Below this is an 'Email' input field. A red 'NEXT' button is positioned below the email field. At the bottom of the login section, there are links for 'Forgot Password?' and 'Create New Account'. A banner at the very bottom encourages downloading the 'Aeries Mobile Portal App' from the 'App Store' and 'Google Play'.

Online Course Selection Steps

Step 5:

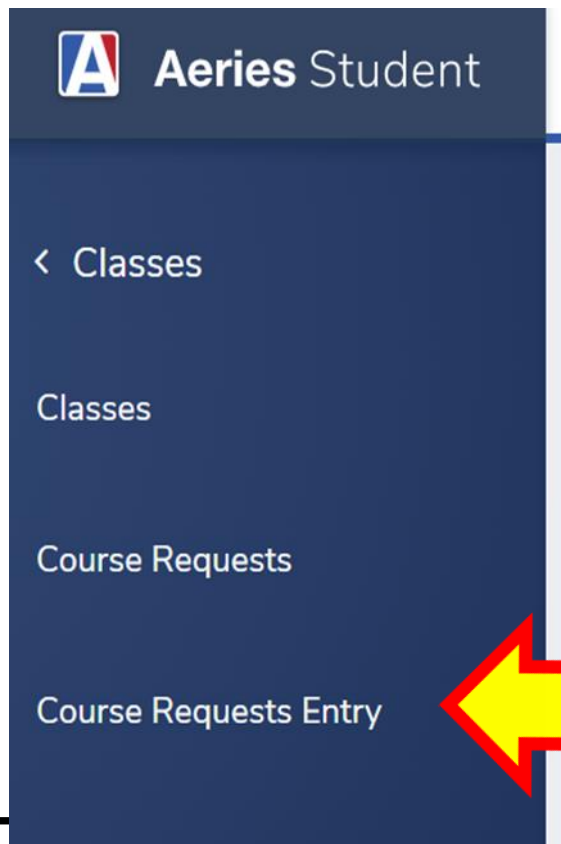
On the left menu, select **Classes**.



Online Course Selection Steps

Step 6:

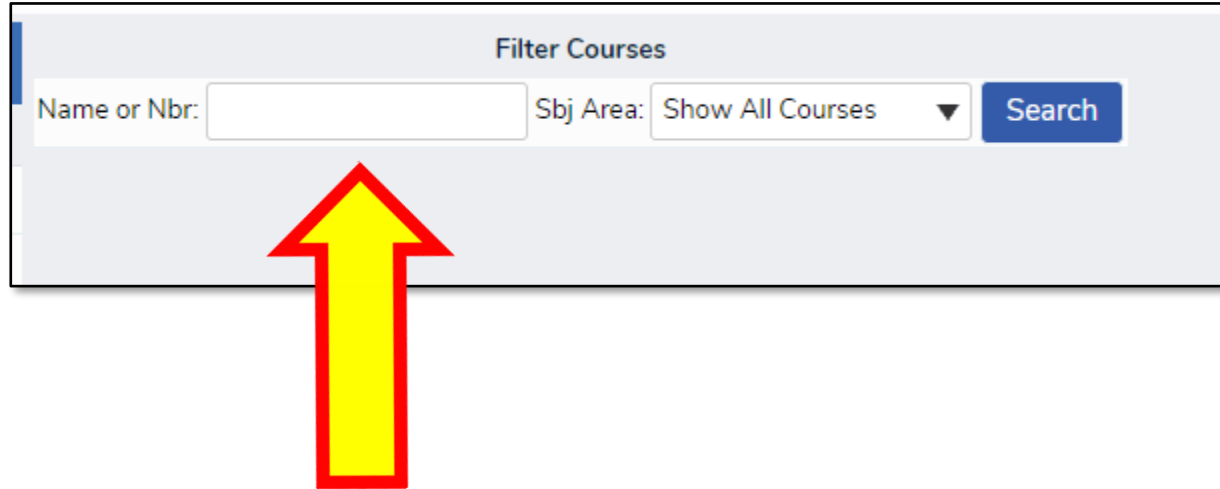
On the left menu, select **Course Requests Entry**.



Online Course Selection Steps

Step 7:

Locate the empty box under **Filter Courses**.



The screenshot shows a 'Filter Courses' section with a search bar. The search bar contains the text 'Name or Nbr:' followed by an empty input field. To the right of the input field is a dropdown menu labeled 'Sbj Area:' with 'Show All Courses' selected. A blue 'Search' button is located to the right of the dropdown. A large yellow arrow with a red outline points upwards towards the empty search input field.

Online Course Selection Steps

Step 8:

1. Using the information from your Google Form email response, enter a **Course Name** or **Number** into the box.
2. **Click Search.**

3.
Your class
will
populate
below.
Click on it.

Filter Courses

Name or Nbr: Sbj Area:

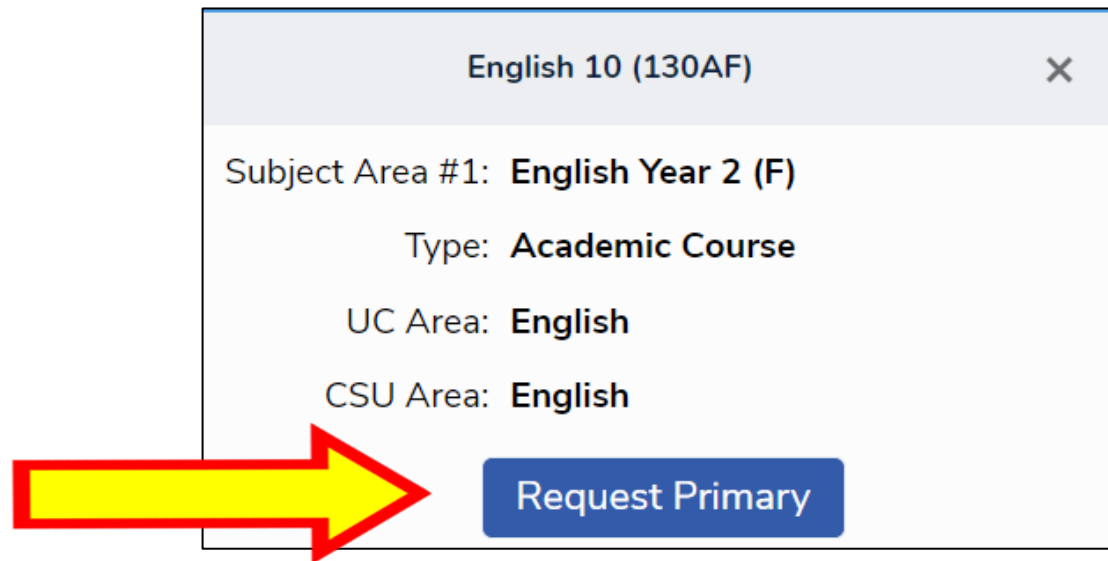
Click A Course To Request or ? for Info

? English 10 (130AF)	? English 10 H (130HF)
--------------------------------------	--

Online Course Selection Steps

Step 9:

When this box appears, select **Request Primary**.



The image shows a screenshot of a course selection dialog box. The title bar at the top reads "English 10 (130AF)" with a close button (X) on the right. Below the title bar, the following information is displayed:

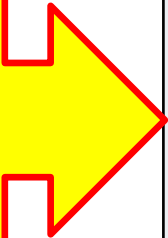
- Subject Area #1: English Year 2 (F)
- Type: Academic Course
- UC Area: English
- CSU Area: English



At the bottom right of the dialog box is a blue button labeled "Request Primary". A large yellow arrow with a red outline points directly at this button.

Online Course Selection Steps

Step 10:

Once you click on your course, it will move to the correct section on the left.



English Year 1 (F)		
English Year 1 (S)		
English Year 2 (F)	  English 10 (130AF)	
English Year 2 (S)		
English Year 3 (F)		
English Year 3 (S)		
English Year 4 (F)		

Repeat this step until you have chosen all of your classes.

Your classes will save automatically.